



U.S. Chamber of Commerce

A Current Snapshot of Those Unemployed  
During the COVID 19 Pandemic

Polling Conducted May 18-24, 2022

PREPARED BY:  
**SPORTS &  
LEISURE**  
RESEARCH GROUP



## Research Objectives & Methodology



- A current and updated deep dive into the current status of those who lost jobs or were furloughed during the pandemic and have not returned to work; augments earlier polling conducted in May and November of 2021
- Probe further into a variety of areas of inquiry that can help us projectably quantify and profile:
  - Behaviors
  - Expectations
  - Attitudes
  - Motivations (or lack thereof) behind both the U-3 and U-6 unemployed
- Identify any meaningful differences across a variety of demographics and employment history traits.
- Look to shifts or trends from comparable earlier insights (May'21, November'21)



## Research Objectives & Methodology



### METHODOLOGICAL SPECIFICS:

- 15 Minute Online Survey of those unemployed during the pandemic who have not returned to full time employment
- In Tab Final Sample of 514 American Adults; yields overall survey margin of error +/-4.3% at the 95% confidence level
  - Balanced across the four U.S. Census Regions and population densities
  - 54% Female
  - Stable and Projectable bases, quotas across age, prior total compensation, ethnicity, incidence of children at home, industry sector and educational attainment
  - As with the prior wave of this wave of research, respondents over the age of 65 were excluded from the study



# U.S. Chamber of Commerce

A Current Snapshot of Those Unemployed  
During the COVID 19 Pandemic

KEY INSIGHTS

PREPARED BY:  
**SPORTS&  
LEISURE**  
RESEARCH GROUP

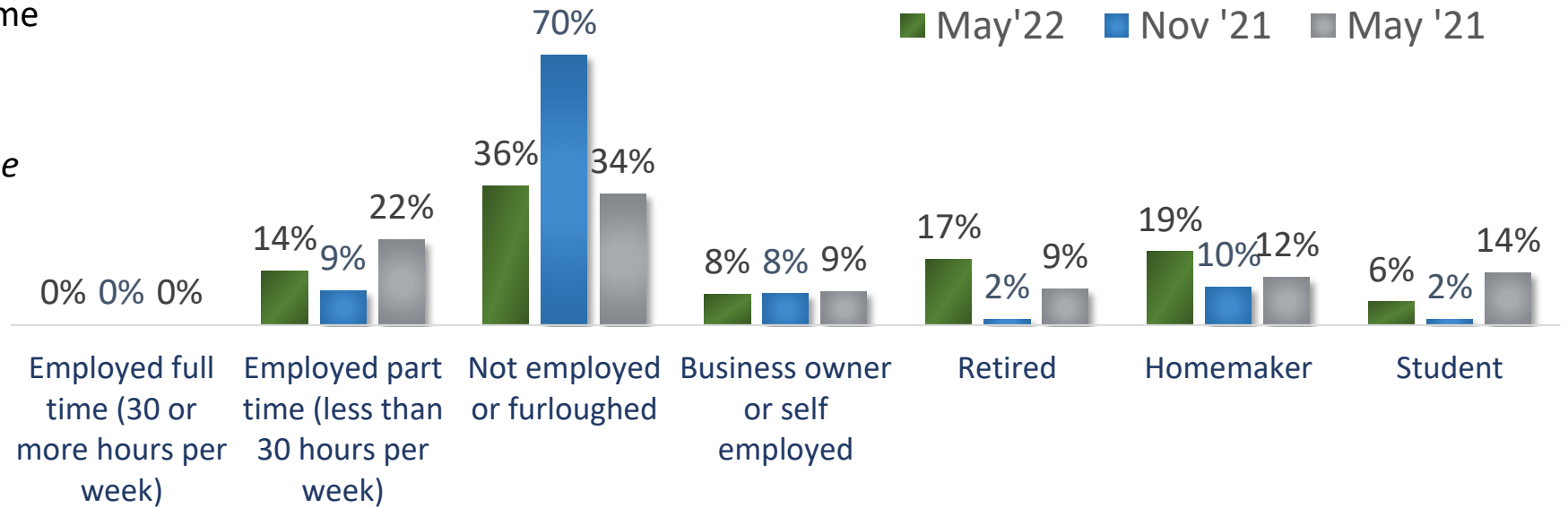


# One in Five Have Altered Their Livelihoods

Of those losing their full time job during the pandemic:

- 19% are homemakers
- 14% are now working part time
- 17% have retired

**Q.** How would you best describe your current work status?

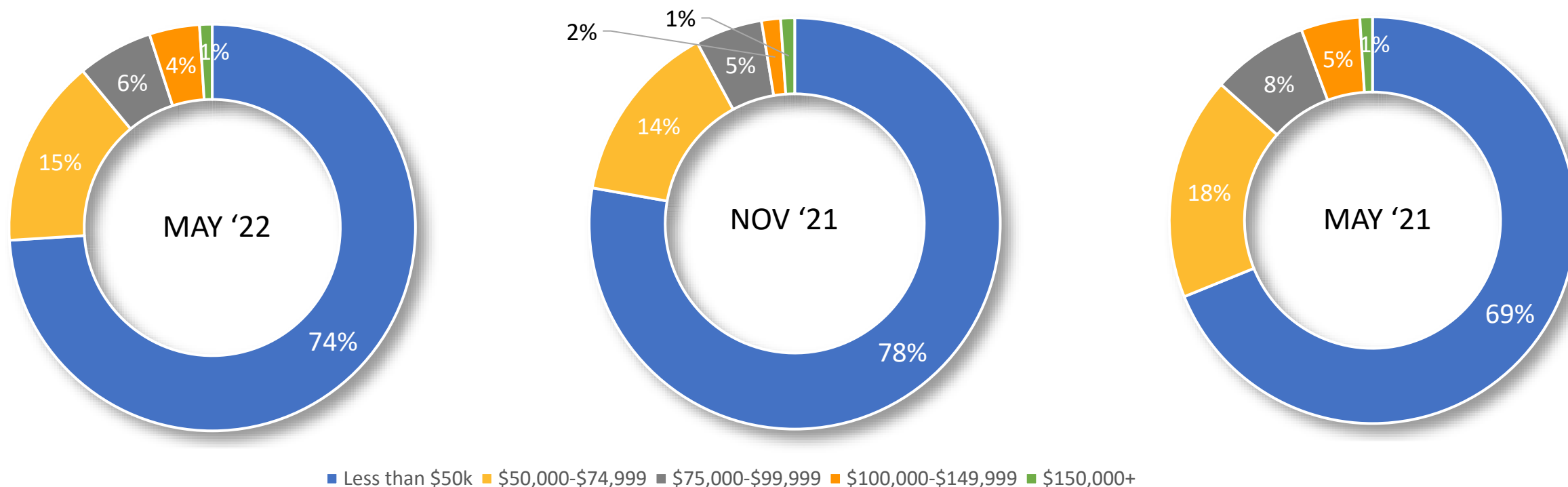


• Residents in the Northeast and South as well as higher incomes are more likely to be retired.



# As in Nov., the Preponderance Earned Less Than \$50,000 Per Year

**Q.** *What was your estimated total annual compensation including all wages, bonuses and tips?*

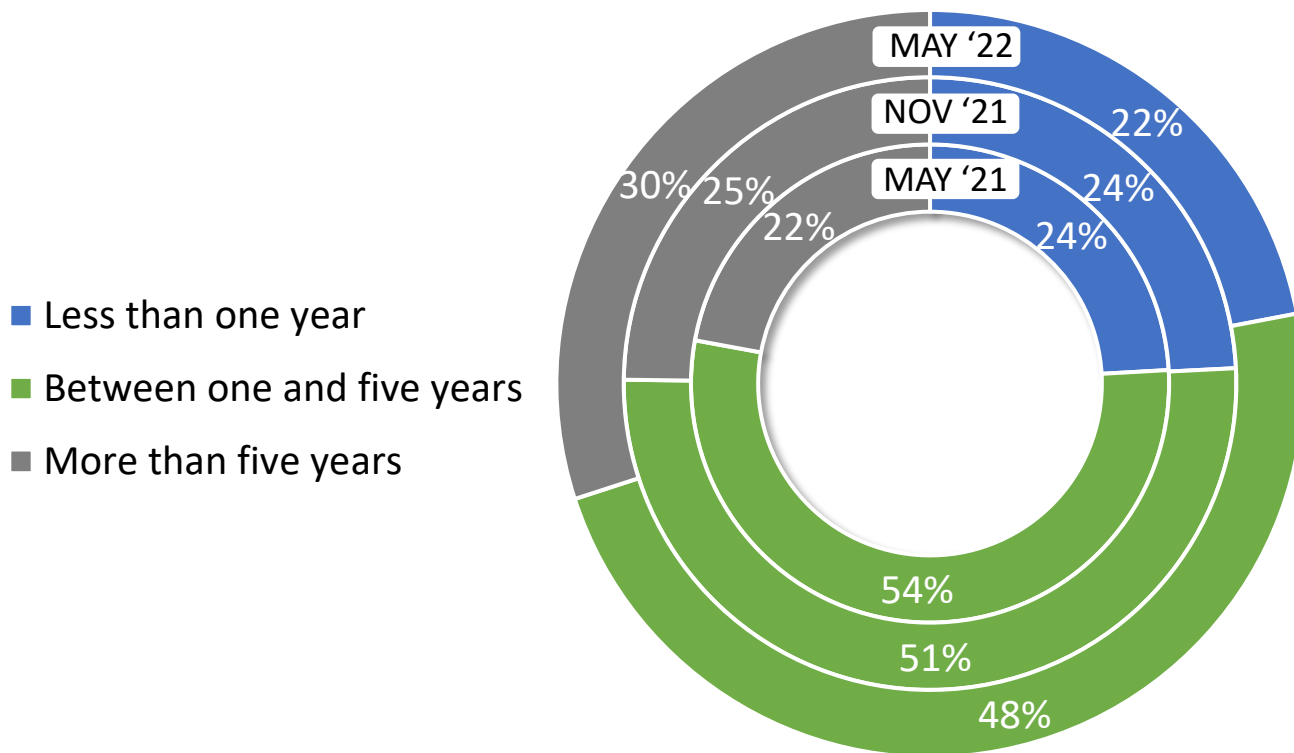


Note May'21 data included respondents age 65+  
 Average income of the COVID unemployed, increase from \$37k to \$40k



## Those Losing Their Jobs Were Not Long Term Employees

**Q.** *Approximately how long were you employed in your most recent full time job?*



### Those More Likely to have been employed for shorter periods of time:

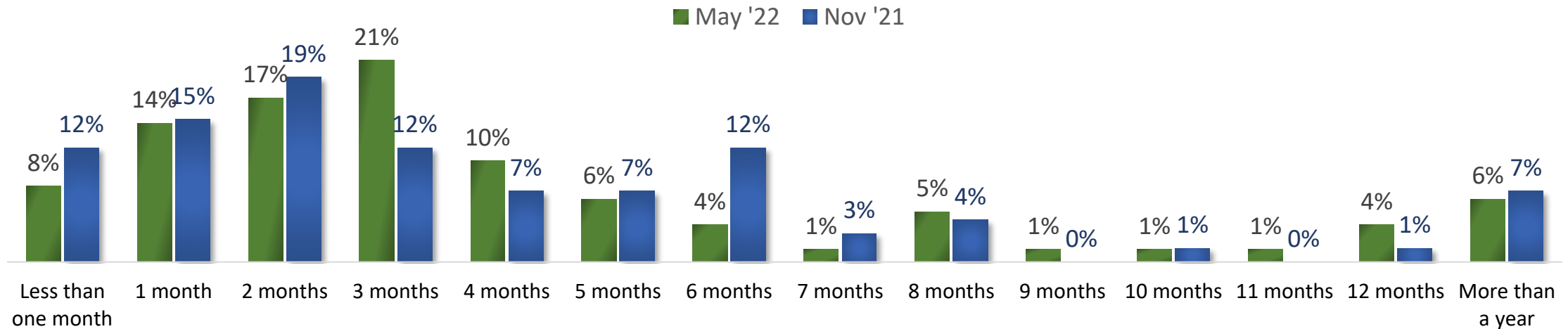
- Those living in Urban areas or cities
- Those earning \$25k or less per year
- Those previously employed in manufacturing
- Black and Hispanic Americans
- Those under age 35
- Partially vaccinated



## More Than One In Ten Have Left Multiple Jobs During the Pandemic

- Six out of ten multiple job holders lasted three months or less in their most recent job

**Q.** For how long did you stay at your most recent job (Among those currently unemployed who have held multiple jobs since April 2020)?

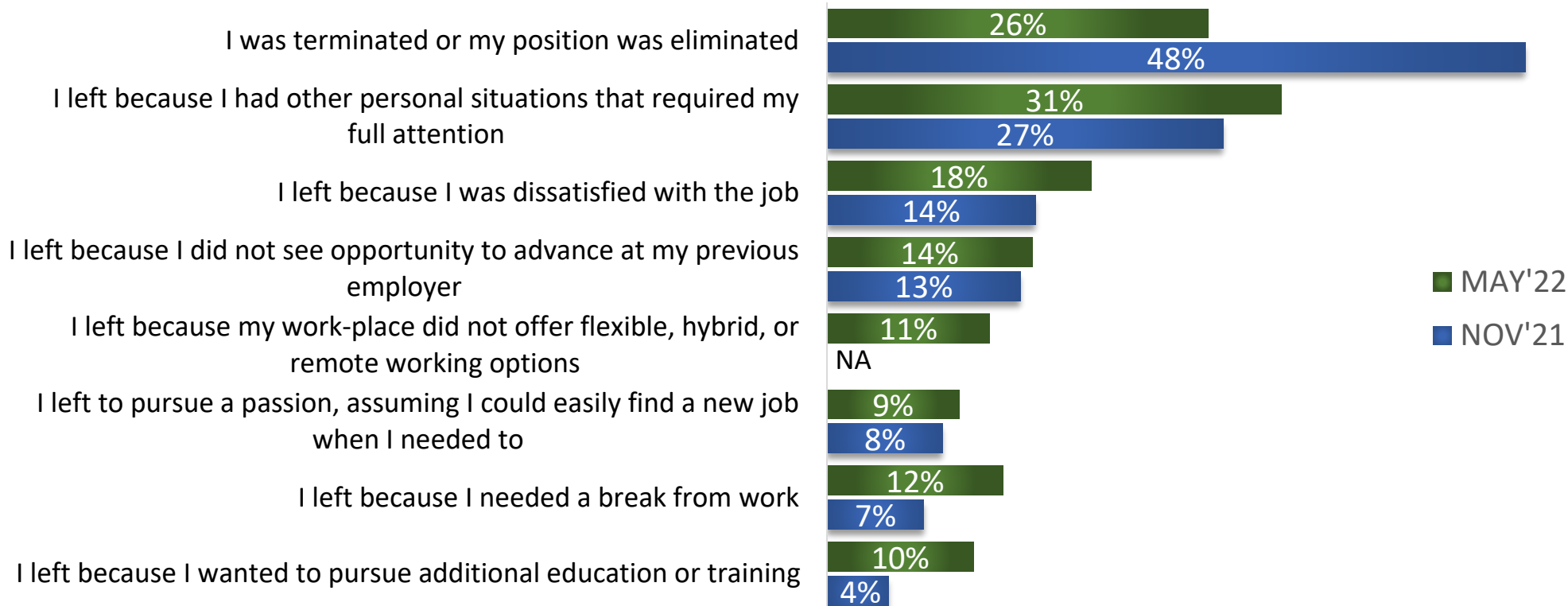






## In May '22, more employees made the decision to leave, with terminations down sharply.

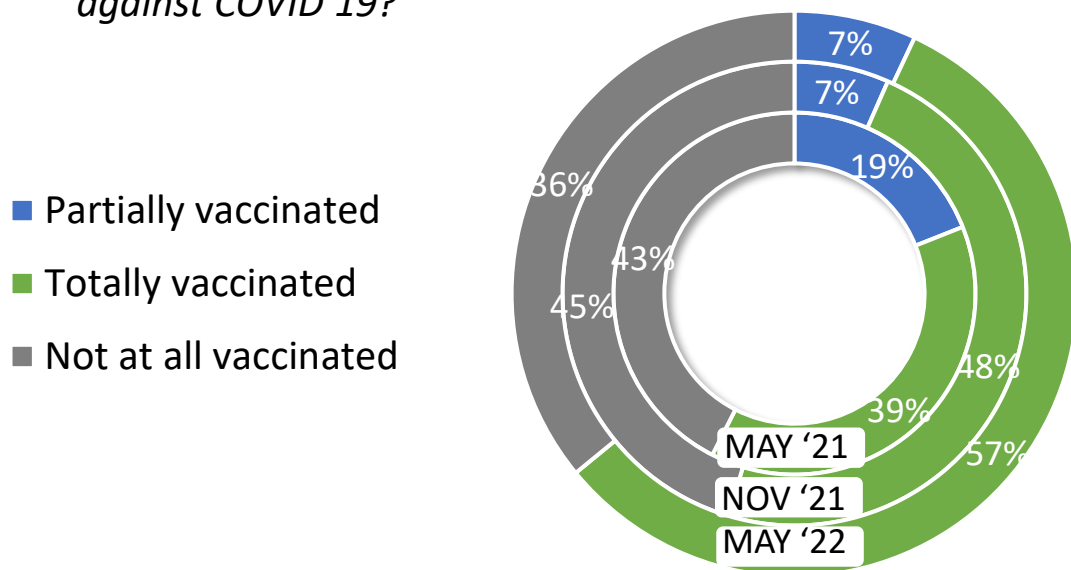
Q. Why did you leave your most recent job?





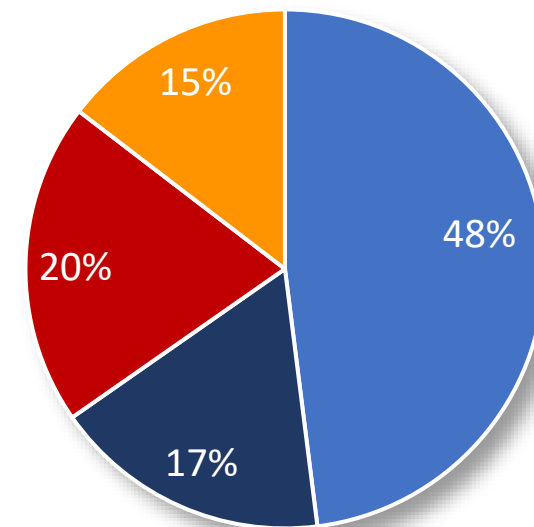
# They are Significantly More Likely Than the Population at Large, to be Unvaccinated for COVID 19 (and not to get vaccinated in the future).

**Q.** *Have you been partially vaccinated (one shot), totally vaccinated (both shots) or not at all vaccinated against COVID 19?*



**Q.** *Have you received or do you plan to receive a booster for COVID 19?*

- I have received a COVID 19 booster
- I have received more than one COVID 19 booster
- I plan to receive a COVID 19 booster
- I do not plan to receive a COVID 19 booster



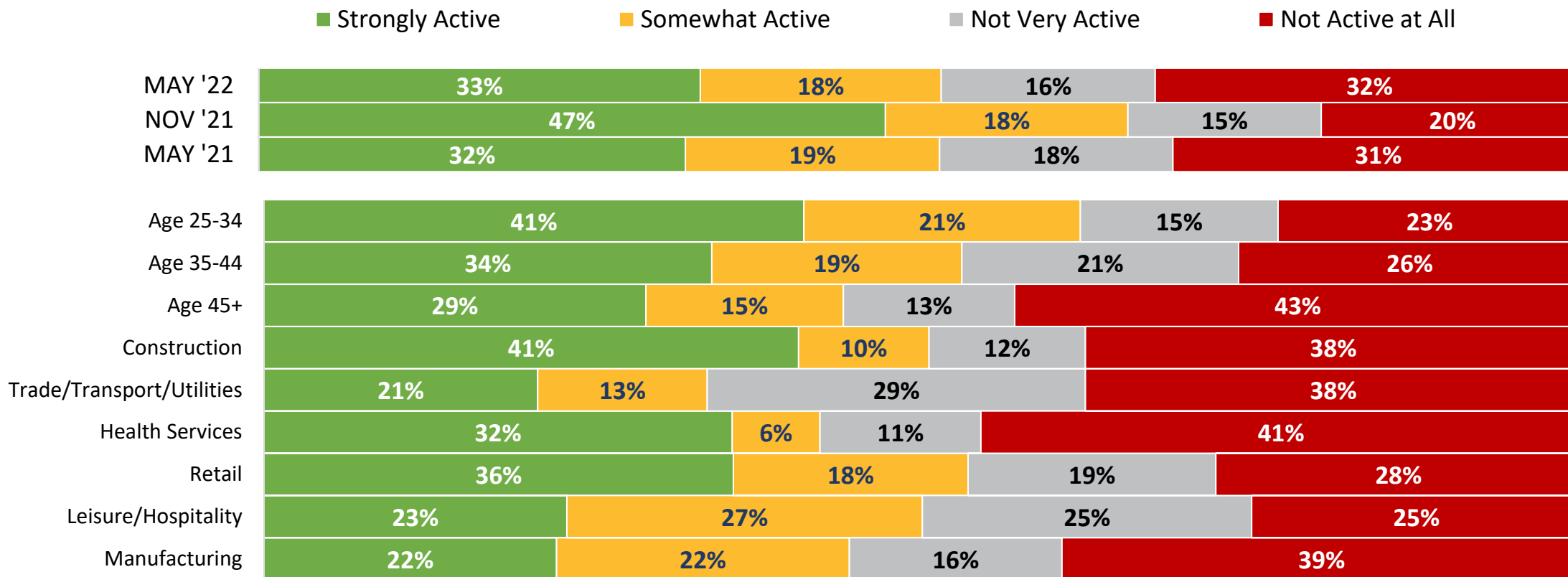
**Q.** *When do you plan to be vaccinated?*





# The Majority Aren't Actively Job Searching

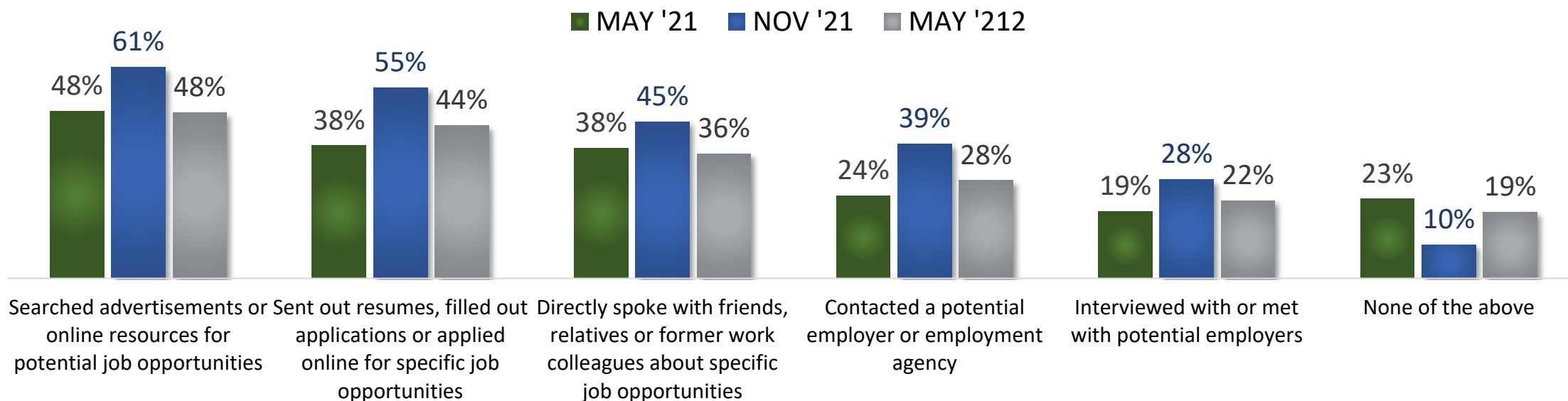
**Q.** Please indicate how actively, if at all, are you searching for a new job.





## And Have Reduced Their Job Seeking Activities

**Q.** Please indicate which, if any of the following, you have done in the past three weeks.



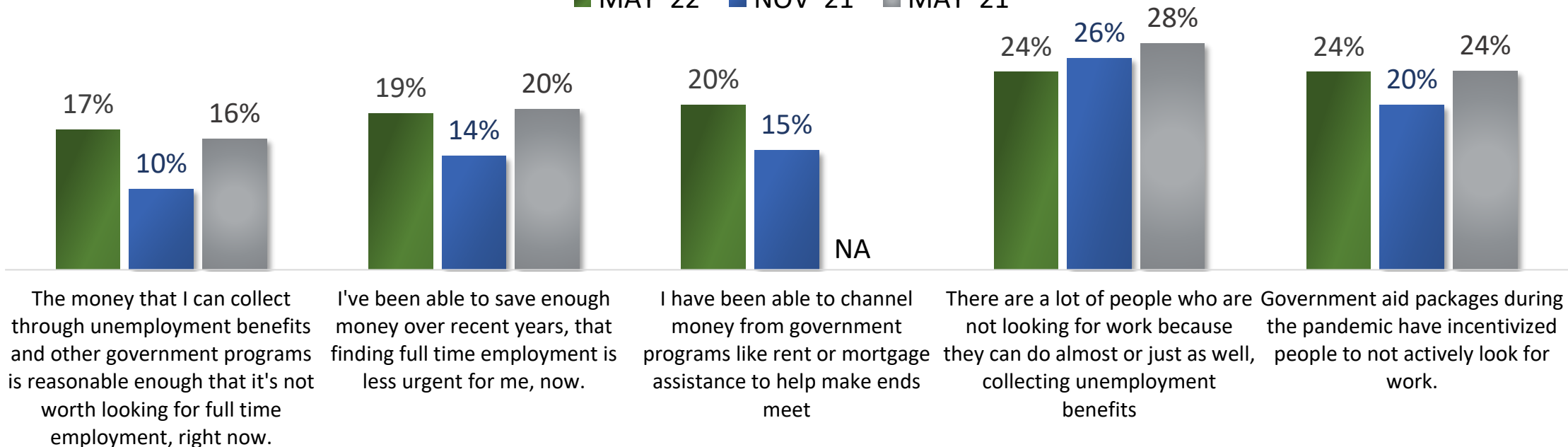
- Only 9% of those currently unemployed and losing their job during the pandemic have turned down a job offer at any time since April 2020. This is up from November but still down from 13% in May 2021.



# One in Six of Those Not Actively Looking, Strongly Agree That Government Provided Benefits are Good Enough for Them

## TOP 3 BOX RELEVANT

■ MAY '22 ■ NOV '21 ■ MAY '21





## Other Reasons Why They Aren't Actively Looking—Some Shifts Since May

TOP 3 BOX RELEVANT	TOTAL MAY '22	TOTAL NOV '21	TOTAL MAY '21	GENDER		REGION			
				Men	Women	North-east	South	Midwest	West
I'm concerned about COVID 19 and do not wish to pursue employment until that threat is reduced.	23%	29%	26%	21%	25%	22%	30%	23%	19%
I've been ill and my health has taken priority over looking for work.	28%	28%	21%	27%	29%	26%	32%	25%	25%
My industry is still suffering from the effects of the pandemic, and there just aren't enough good jobs available.	23%	26%	28%	20%	26%	20%	27%	23%	22%
The need to be home and care for children or others in my family has made it difficult or impossible to search for full time employment, right now.	27%	24%	24%	16%	36%	28%	33%	26%	22%
Others in my family are making enough money now, that working full time is not as critical for me as it was before.	23%	23%	23%	21%	24%	22%	27%	26%	17%
I've found that wages for my skills are not competitive, so I'm not anxious to go back until they increase.	19%	18%	19%	15%	23%	22%	23%	19%	15%
I'm more focused on acquiring new skills, education or training before I re-enter the job market.	23%	17%	23%	21%	24%	25%	22%	25%	22%



## Other Reasons Why They Aren't Actively Looking—Some Shifts Since May

TOP 3 BOX RELEVANT	TOTAL MAY '22	TOTAL NOV '21	TOTAL MAY '21	AGE		
				25-34	35-44	45+
I'm concerned about COVID 19 and do not wish to pursue employment until that threat is reduced.	23%	29%	26%	26%	19%	24%
I've been ill and my health has taken priority over looking for work.	28%	28%	21%	23%	27%	32%
My industry is still suffering from the effects of the pandemic, and there just aren't enough good jobs available.	23%	26%	28%	25%	18%	25%
The need to be home and care for children or others in my family has made it difficult or impossible to search for full time employment, right now.	27%	24%	24%	34%	23%	25%
Others in my family are making enough money now, that working full time is not as critical for me as it was before.	23%	23%	23%	29%	18%	21%
I've found that wages for my skills are not competitive, so I'm not anxious to go back until they increase.	19%	18%	19%	19%	22%	18%
I'm more focused on acquiring new skills, education or training before I re-enter the job market.	23%	17%	23%	36%	23%	14%



## Other Reasons Why They Aren't Actively Looking—Some Shifts Since May

TOP 3 BOX RELEVANT	TOTAL MAY '21	TOTAL NOV '21	TOTAL MAY '21	PREVIOUS COMPENSATION			
				<\$25K	\$25K-\$49.9K	\$50K-\$74.9K	\$75K+
I'm concerned about COVID 19 and do not wish to pursue employment until that threat is reduced.	23%	29%	26%	25%	22%	20%	28%
I've been ill and my health has taken priority over looking for work.	28%	28%	21%	37%	22%	25%	26%
My industry is still suffering from the effects of the pandemic, and there just aren't enough good jobs available.	23%	26%	28%	22%	22%	23%	28%
The need to be home and care for children or others in my family has made it difficult or impossible to search for full time employment, right now.	27%	24%	24%	31%	26%	25%	23%
Others in my family are making enough money now, that working full time is not as critical for me as it was before.	23%	23%	23%	24%	19%	20%	34%
I've found that wages for my skills are not competitive, so I'm not anxious to go back until they increase.	19%	18%	19%	20%	15%	23%	28%
I'm more focused on acquiring new skills, education or training before I re-enter the job market.	23%	17%	23%	24%	20%	30%	19%





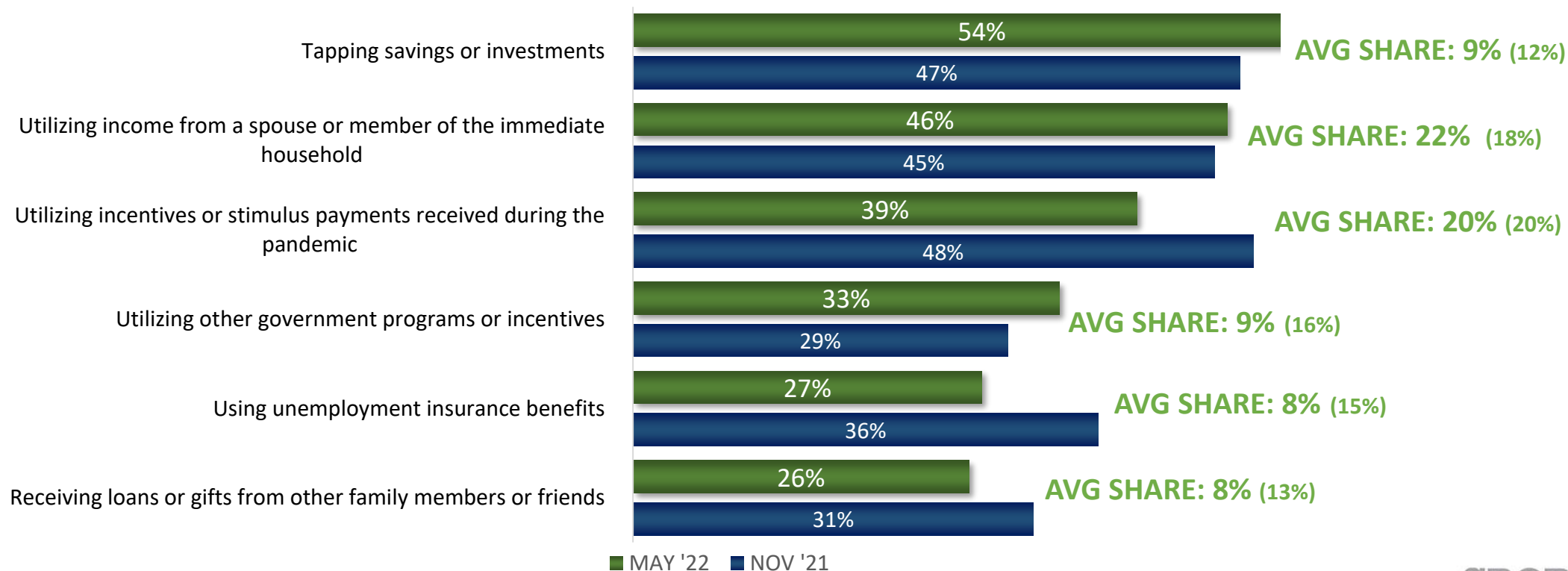
## Other Reasons Why They Aren't Actively Looking—Some Shifts Since May

TOP 3 BOX RELEVANT	TOTAL MAY '22	TOTAL NOV '21	TOTAL MAY '21	INDUSTRY PREVIOUSLY WORKED IN					
				Construction	Trade/Transportation/Utilities	Health Services	Retail	Leisure/Hospitality	Manufacturing
I'm concerned about COVID 19 and do not wish to pursue employment until that threat is reduced.	23%	29%	26%	24%	24%	35%	27%	35%	36%
I've been ill and my health has taken priority over looking for work.	28%	28%	21%	18%	28%	30%	27%	17%	26%
My industry is still suffering from the effects of the pandemic, and there just aren't enough good jobs available.	23%	26%	28%	24%	19%	29%	26%	27%	11%
The need to be home and care for children or others in my family has made it difficult or impossible to search for full time employment, right now.	27%	24%	24%	21%	19%	24%	30%	44%	19%
Others in my family are making enough money now, that working full time is not as critical for me as it was before.	23%	23%	23%	15%	24%	21%	28%	27%	17%
I've found that wages for my skills are not competitive, so I'm not anxious to go back until they increase.	19%	18%	19%	15%	--	18%	20%	27%	14%
I'm more focused on acquiring new skills, education or training before I re-enter the job market.	23%	17%	23%	18%	5%	24%	19%	35%	28%



# Making Ends Meet: The COVID Unemployed Have Been Most Apt To Tap Into Savings, Spouses Income and Stimulus Payments to Get by

## PERCENTAGE USING EACH SOURCE



(Numbers in parentheses indicate Nov.'21 wave)

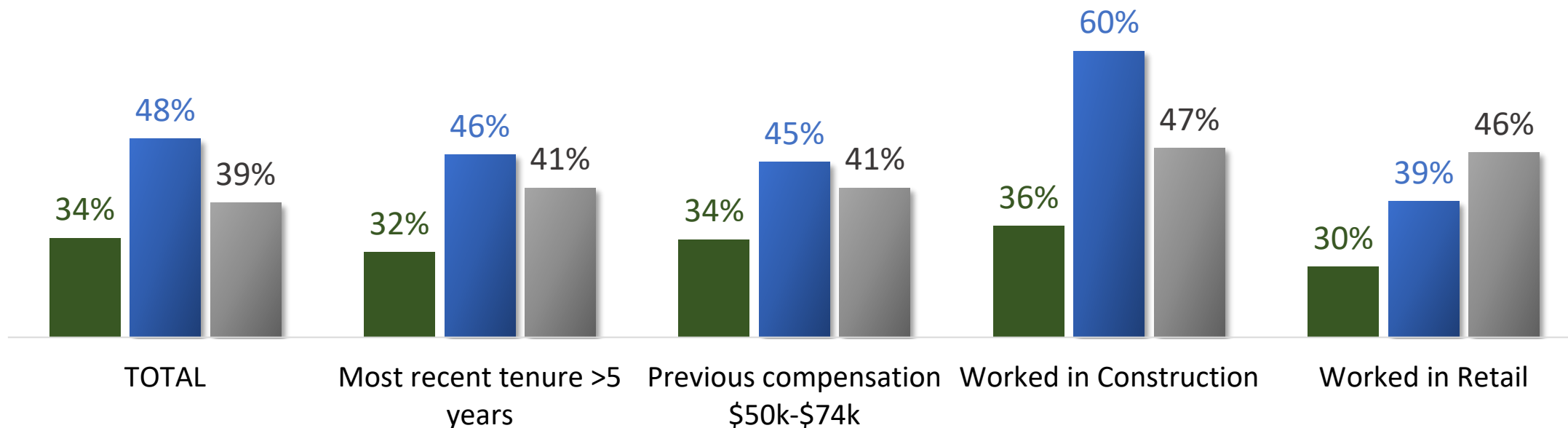


## In 2022, Returning to Work has Become Less of a Priority Across the Board

*"I want to return to full time work as soon as possible."*

### TOP 3 BOX AGREEMENT

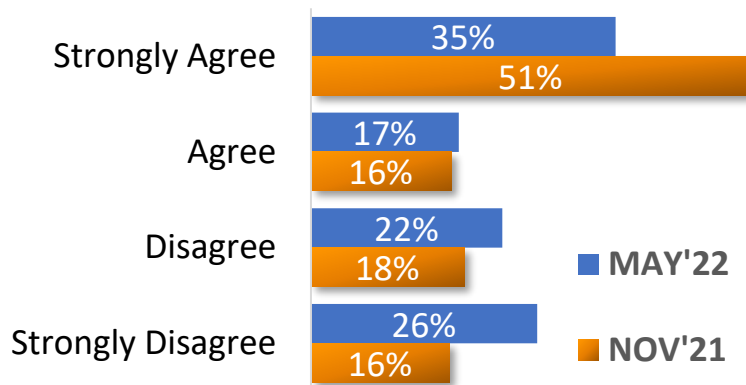
■ MAY'22 ■ NOV '21 ■ MAY '21



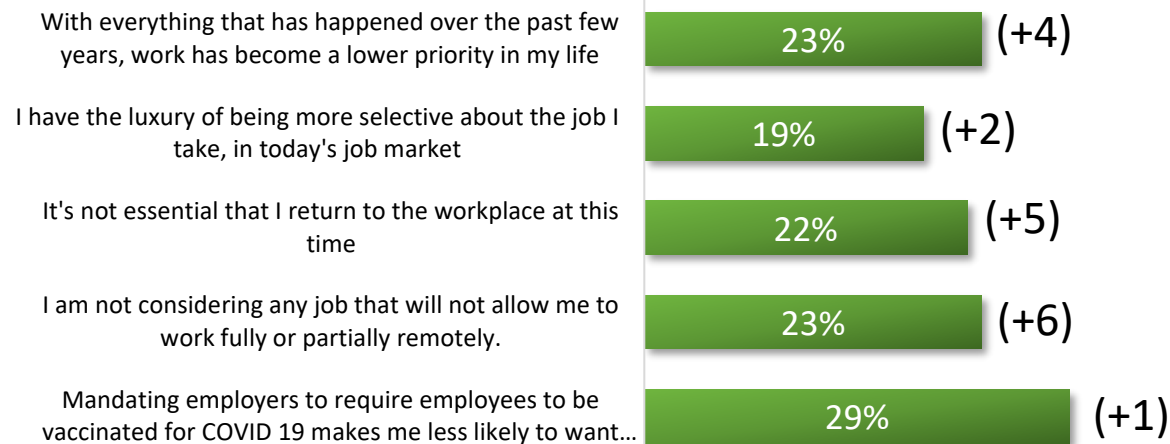


# And They Are In Even Less of a Hurry To Do So

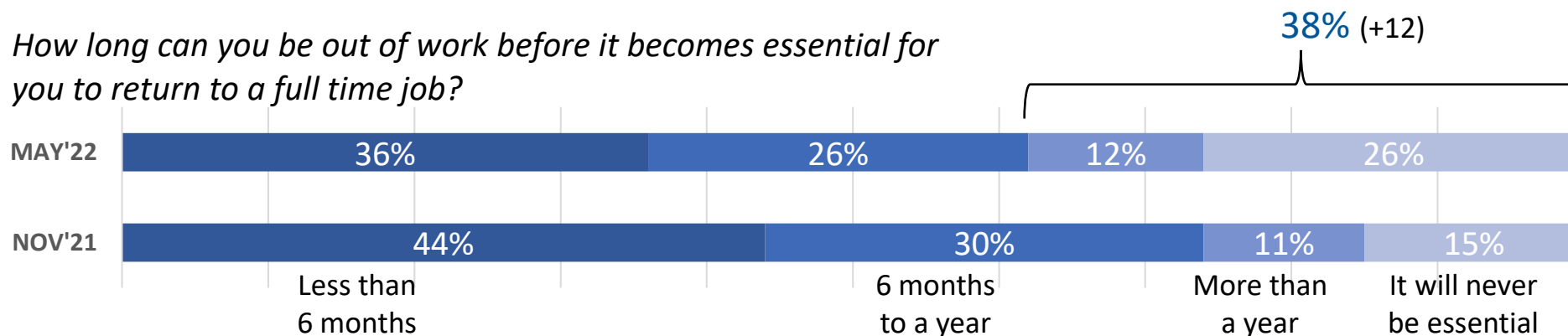
*It is essential to return to a full time job as soon as possible.*



## TOP 3 BOX AGREEMENT



*How long can you be out of work before it becomes essential for you to return to a full time job?*



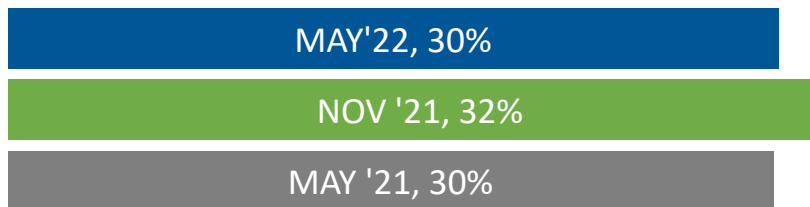
(Numbers in parentheses indicate change from previous wave)



# Just Under A Third Want To and Expect To Switch Industries

## TOP 3 BOX AGREEMENT

*“For my next job, I prefer to work in a different industry than the one that I last worked in.”*



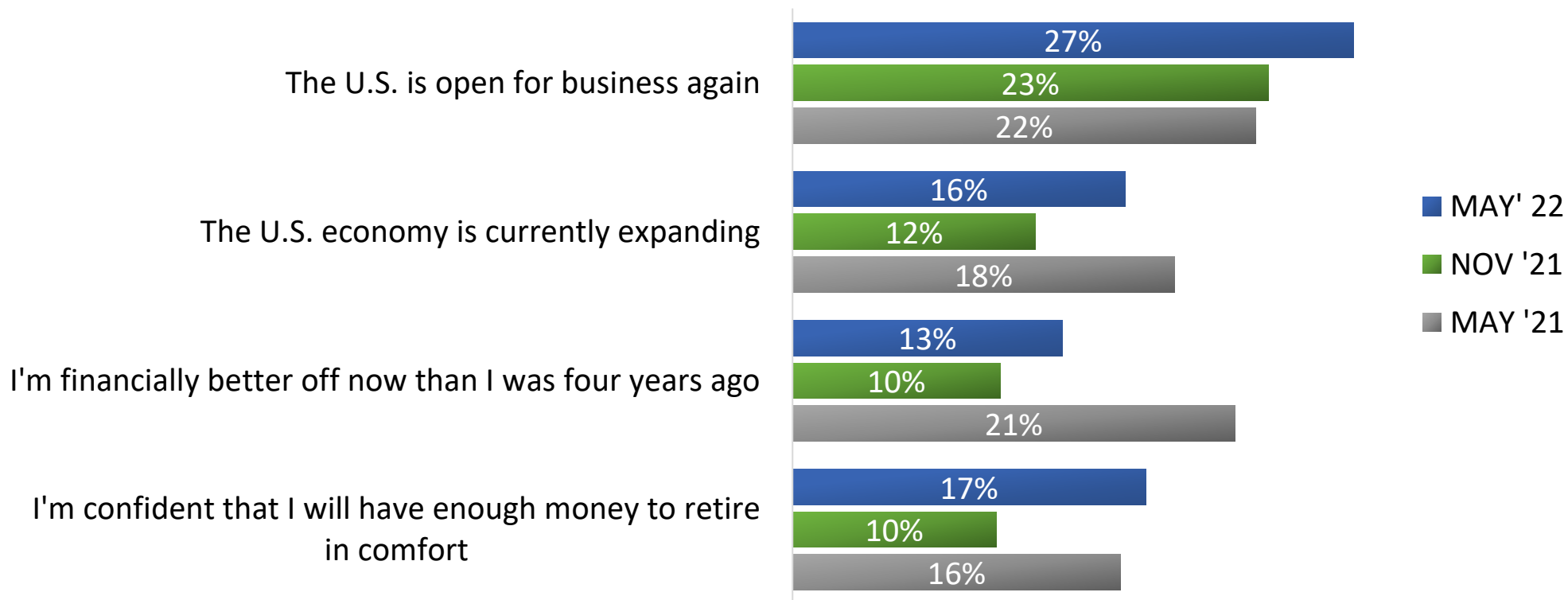
**Q.** *If you plan to return to work, how likely are you to change industries?*

TOP 3 BOX LIKELY	TOTAL	INDUSTRY PREVIOUSLY WORKED IN					
		Construction	Trade/ Transportation/ Utilities	Health Services	Retail	Leisure/ Hospitality	Manufacturing
NOVEMBER 2021	31%	30%	32%	31%	30%	46%	21%
MAY 2022	30%	14%	17%	28%	32%	39%	29%



## Despite Modest Upticks, ¾ Still Feel that the Country is NOT Open for Business

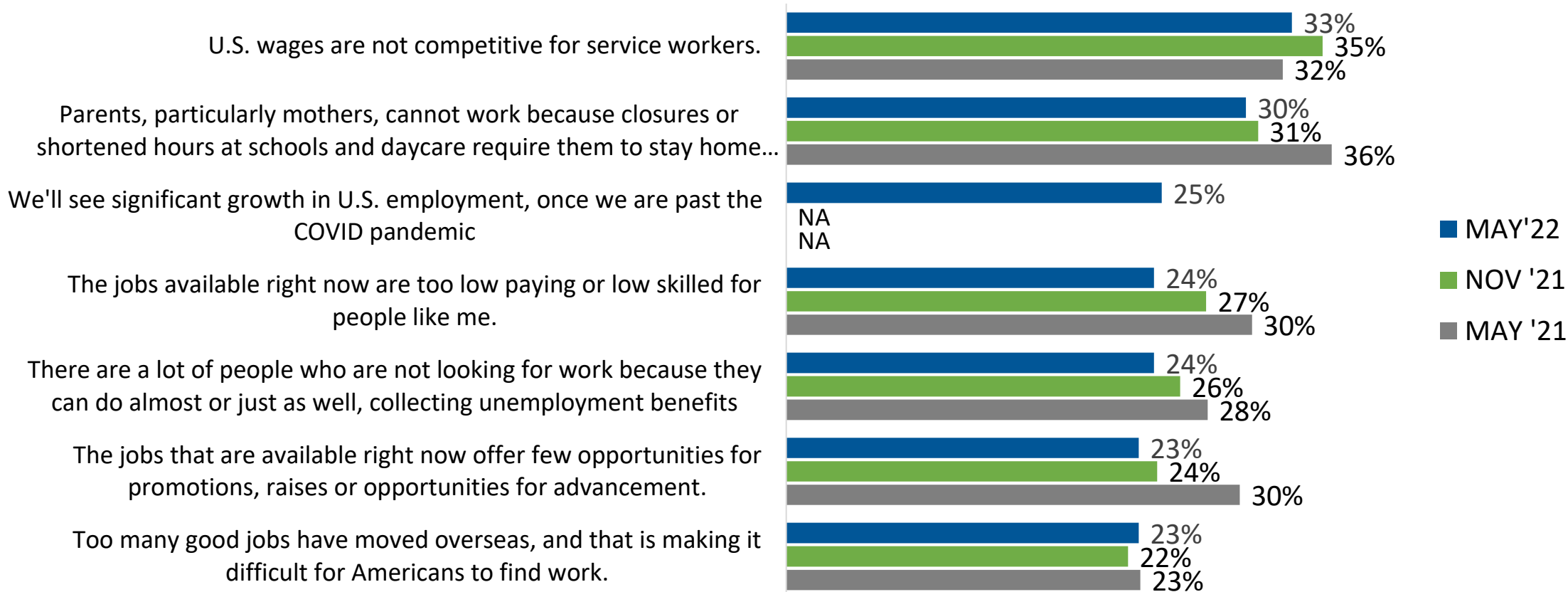
### TOP 3 BOX AGREEMENT





# Other Factors and Attitudes Influencing the COVID Unemployed

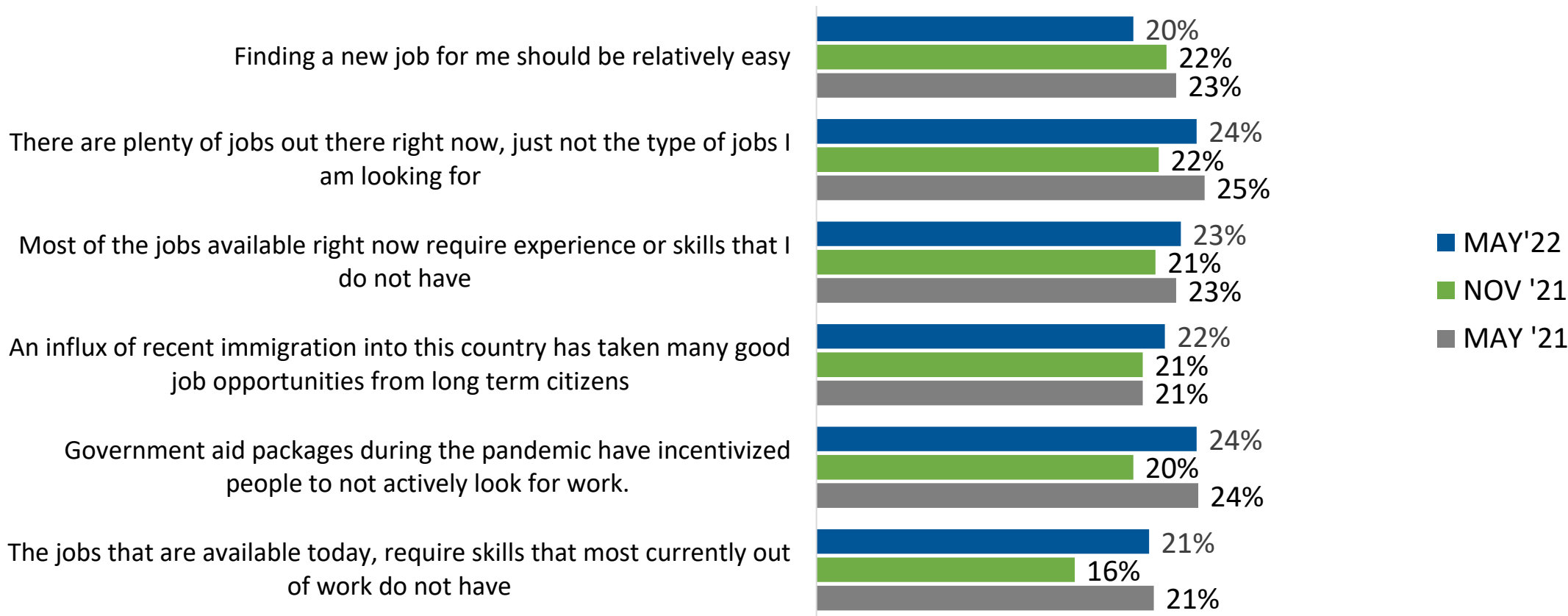
## TOP 3 BOX AGREEMENT





# Other Factors and Attitudes Influencing the COVID Unemployed

## TOP 3 BOX AGREEMENT

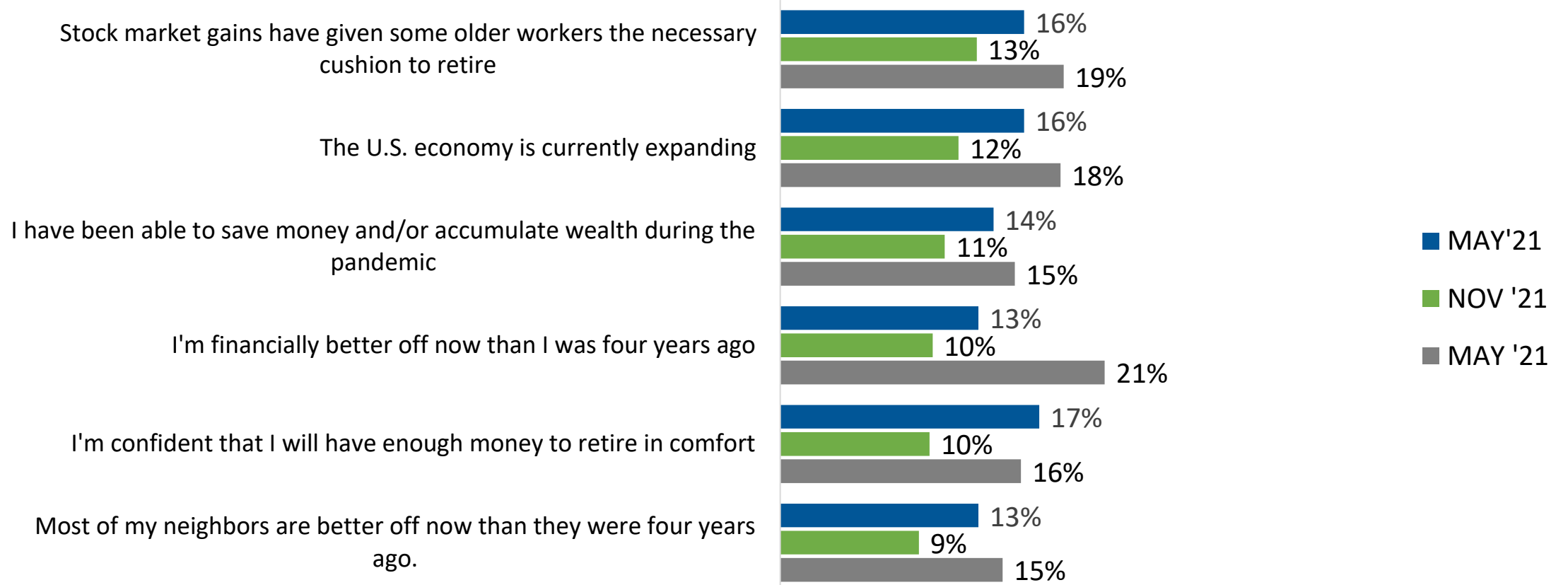






# Other Factors and Attitudes Influencing the COVID Unemployed

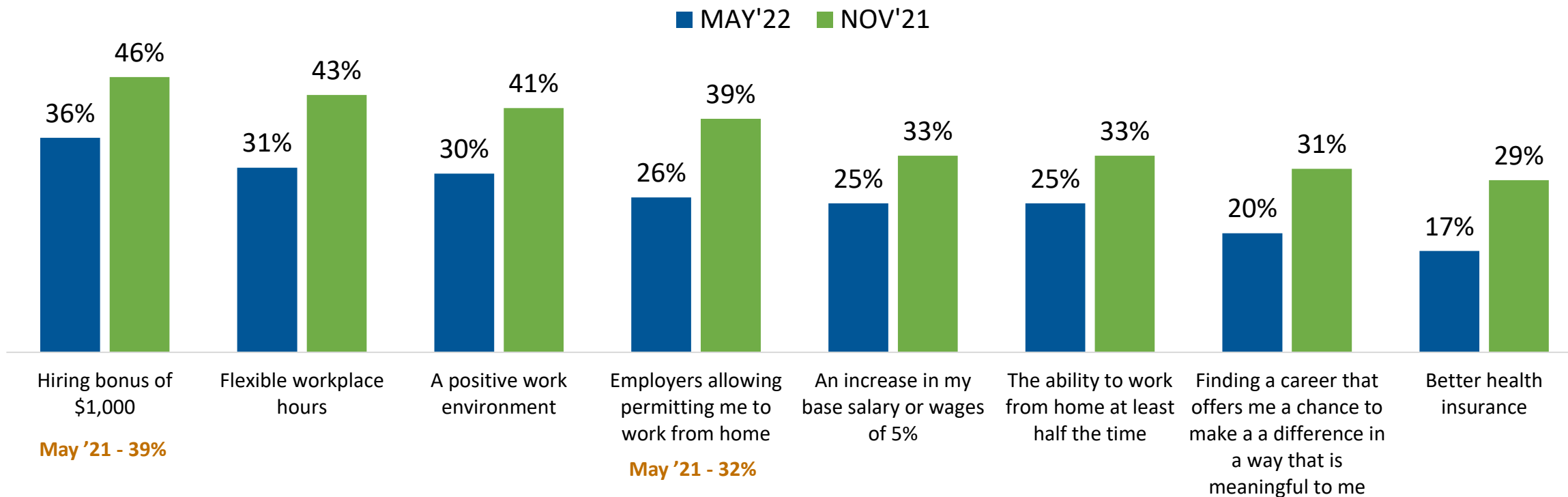
## TOP 3 BOX AGREEMENT





# Incentives to Bring People Back to Work Have Lost Some of Their Impact

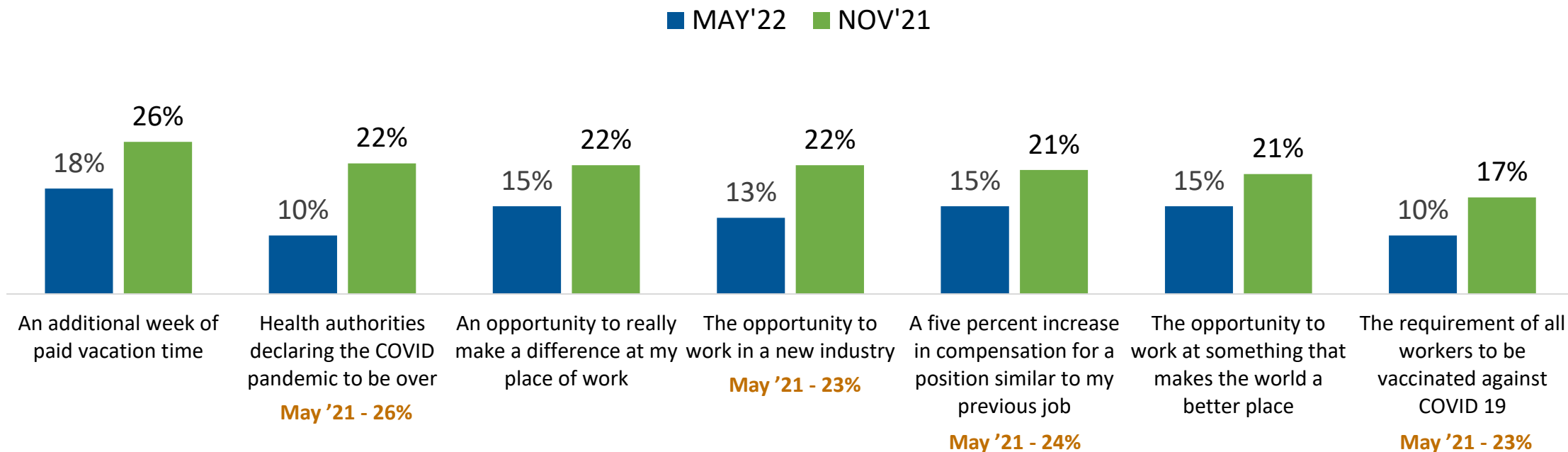
Q. Which of the following, if any, would increase your urgency to return to full time employment?





# Incentives to Bring People Back to Work Have Lost Some of Their Impact

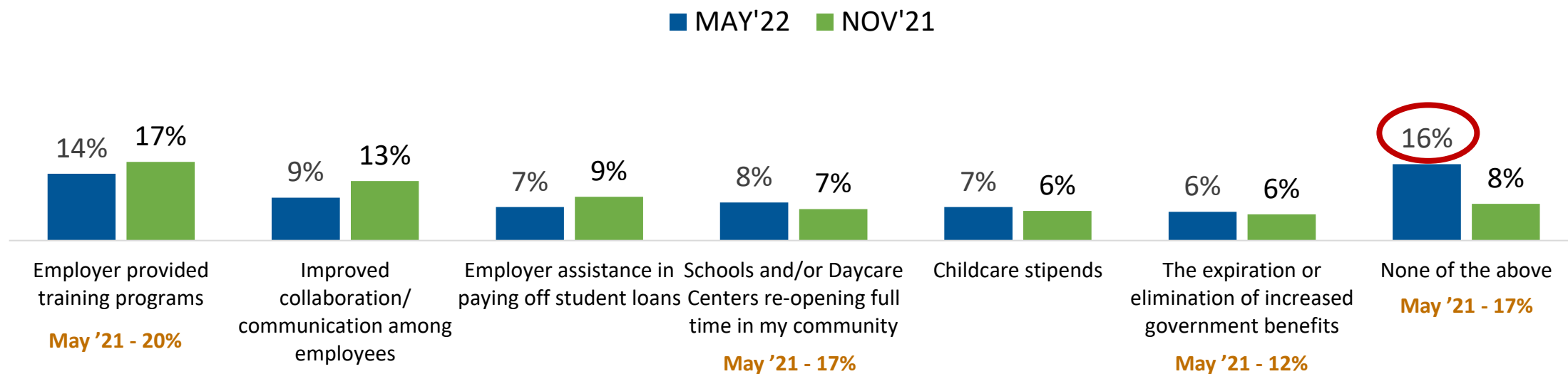
Q. Which of the following, if any, would increase your urgency to return to full time employment?





# Incentives to Bring People Back to Work Have Lost Some of Their Impact

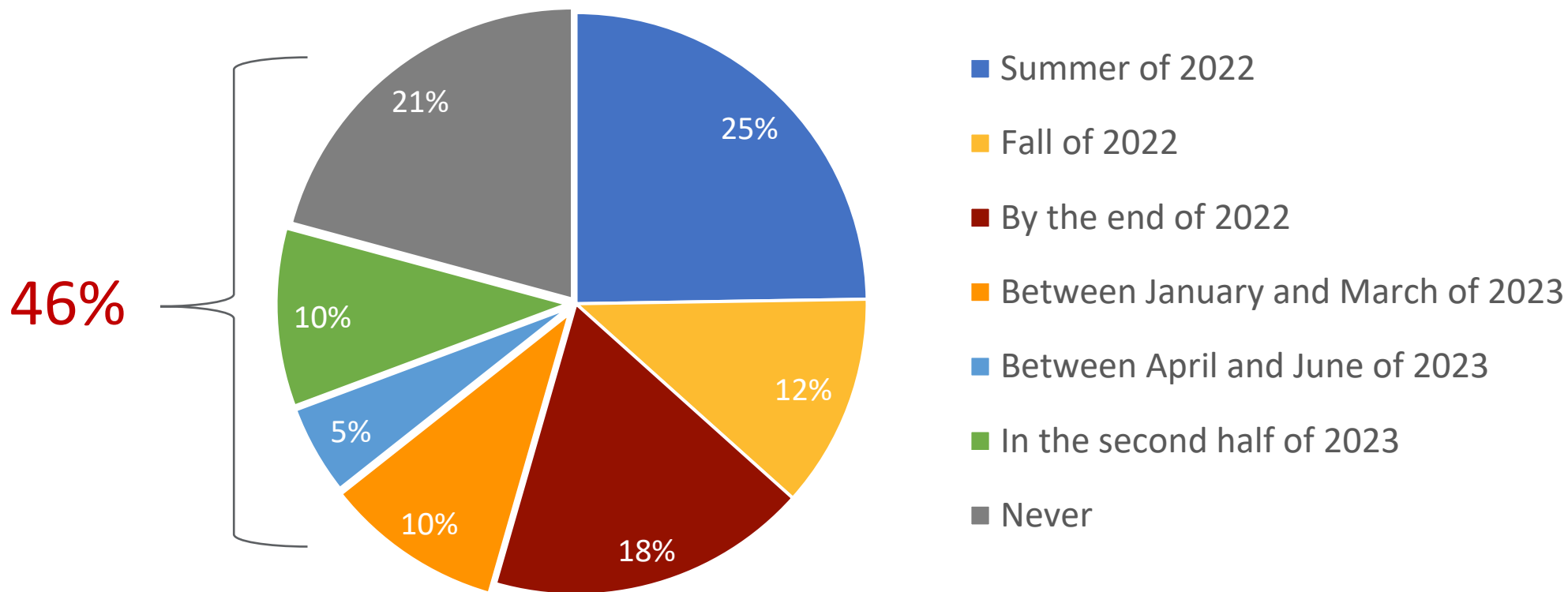
Q. Which of the following, if any, would increase your urgency to return to full time employment?





## Nearly One Half Don't Expect To Be Back Before 2023

**Q.** *When do you expect to be back at work full time?*

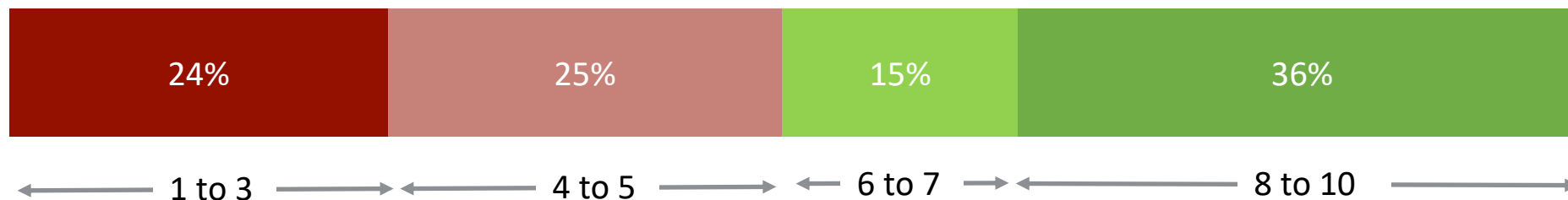




## About Half of the Unemployed are Not Willing to Take Jobs That Do Not Offer the Opportunity for Remote Work

- One in four are strongly opposed to taking such work

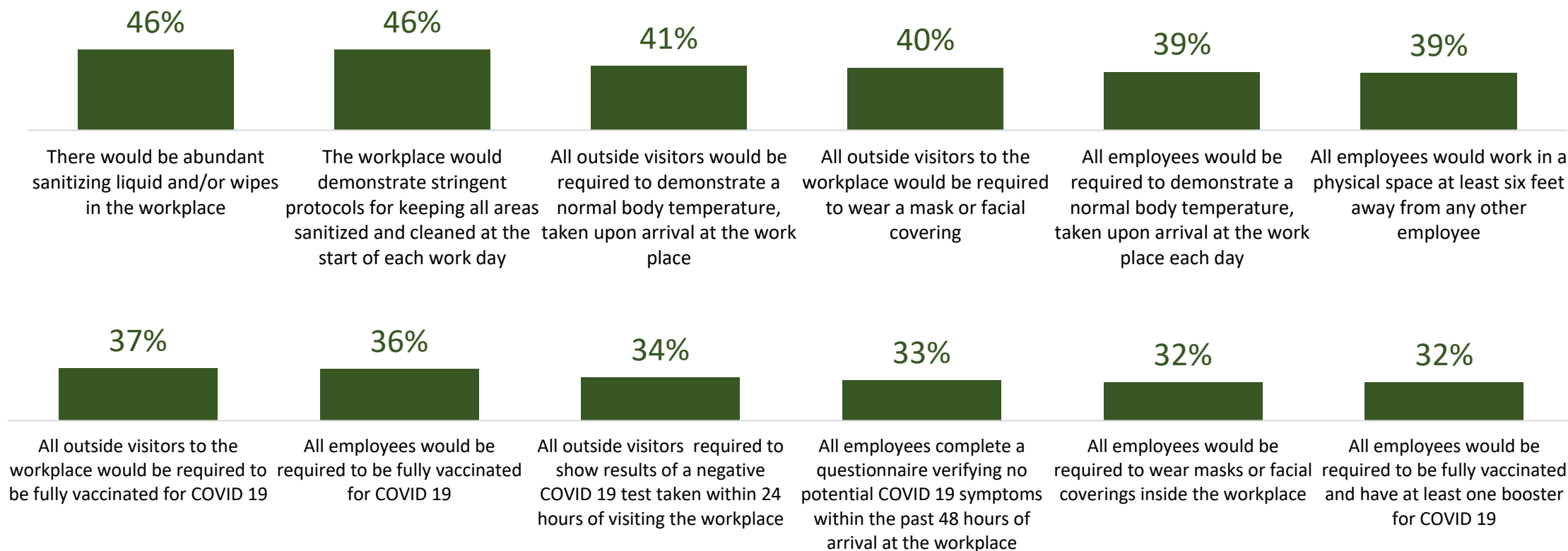
**Q.** *How willing would you be to take full time work that did not afford you with any opportunity to work remotely? Please use a scale from 1-10, where “10” indicates that you would have no hesitation whatsoever to take a job that does not allow for any remote work and “1” indicates that you would definitely not take a job that does not provide for a remote work opportunity.*





# Conditions Impact on Comfort with Taking On-site Employment

## TOP 3 BOX WILLINGNESS TO TAKE JOB IF...





U.S. Chamber of Commerce

A Current Snapshot of Those Unemployed  
During the COVID 19 Pandemic

Polling Conducted November 2-9, 2021

PREPARED BY:  
**SPORTS &  
LEISURE**  
RESEARCH GROUP