










---

## Florida

Academic Achievement	D	
Academic Achievement of Low-Income and Minority Students	A	
Return on Investment	A	
Truth in Advertising About Student Proficiency	C	
Rigor of Standards	C	
Postsecondary and Workforce Readiness	D	
21st Century Teaching Force	A	
Flexibility in Management and Policy	B	
Data Quality	A	

### Academic Achievement

Student performance in Florida is lower than average. Eighth graders stand 4 percentage points below the national average in the percentage at or above the proficient level on the NAEP reading exam.

### Academic Achievement of Low-Income and Minority Students

Compared with the rest of the country, Florida posts high scores in this category. Twenty-five percent of Hispanic 4th grade students score at or above the proficient level on the NAEP reading exam. The national average for Hispanic 4th graders is 15%.

### Return on Investment

Student achievement in Florida is very strong relative to state spending (after controlling for student poverty, the percentage of students with special needs, and cost of living). Florida's high return on investment earns the state an A in our ranking.

### Truth in Advertising About Student Proficiency

Florida gets an average grade on the credibility of its student proficiency scores. The grade is based on the difference between the percentage of students identified as proficient in reading and math on 2005 state exams and the percentage identified as proficient on the NAEP in 2005.

### Rigor of Standards

Florida receives a mediocre grade for the rigor of its standards. While Florida has enacted a rigorous exit exam that students must pass to graduate, the state's math and science curriculum standards receive very low marks.

### Postsecondary and Workforce Readiness

Florida earns a poor grade in this category. Only 58% of its 9th grade students receive a diploma within four years compared with the national average of 70%.

### 21st Century Teaching Force

Florida earns high marks for its teacher workforce policies. The state tests incoming teachers on their basic skills, requires high school teachers to pass subject knowledge tests, and requires alternative route participants to demonstrate subject matter expertise.

### Flexibility in Management and Policy

Florida receives a relatively high score on how much freedom and flexibility it gives its schools and principals. The state's charter school laws receive good marks, and 92% of principals report a major degree of influence over new teacher hiring.

### Data Quality

Florida gets excellent marks for its efforts to collect and report high-quality education data. Unlike most other states, Florida collects student-level college readiness test scores and transcript information, and it has a teacher-identifier system with the ability to match teachers to students to gauge teacher effectiveness.